



# ACTIVITY REPORT 2018

SPANISH NETWORK OF  
CITIES FOR THE CLIMATE



<b>INTRODUCTION</b> .....	5
<b>1. 12<sup>TH</sup> GENERAL ASSEMBLY</b> .....	6
<b>2. 7<sup>TH</sup> EDITION OF THE GOOD LOCAL PRACTICES FOR THE CLIMATE AWARD</b> .....	8
<b>3. WORK GROUPS</b> .....	12
3.1. Agreements and actions .....	12
3.2. Pilot projects .....	13
<b>4. INFORMATION AND AWARENESS CAMPAIGN</b> .....	16
4.1. Workshops for the implementation of Pilot Projects .....	16
4.2. School programmes for mobility and climate change .....	17
4.3. Documentation for information and awareness .....	18
<b>5. PROJECT FOR CALCULATION AND REGISTRATION OF MUNICIPAL CARBON FOOTPRINTS</b> .....	19
<b>6. PARTICIPATION IN EVENTS, WORKDAYS AND COLLABORATIONS</b> .....	21
<b>7. CITIES FOR THE CLIMATE LIBRARY</b> .....	23
<b>8. WEBSITE</b> .....	23
<b>9. MEMBERS OF THE SPANISH NETWORK OF CITIES FOR THE CLIMATE</b> .....	24







This Activity Report compiles the actions carried out by the Spanish Network of Cities for the Climate during 2018, in accordance with the work plan set out in the Addendum to the Agreement between the Ministry for Ecological Transition (MITECO) and the Spanish Federation of Municipalities and Provinces (FEMP), for financing actions aimed at promoting and facilitating the undertaking of local actions on climate change (2018-2020).



# 1

## 12<sup>TH</sup> GENERAL ASSEMBLY

The 12th Assembly of the Network, held in Santa Cruz de Tenerife on the 8th of November, attended by over seventy political representatives and municipal technicians, was accompanied by the Workshops for the implementation of Pilot Projects held on the 9th of November.

Prior to this, there was a guided visit to the Palmetum organised by the Santa Cruz de Tenerife City Council, where attendees could observe the successful action carried out on the former landfill, decommissioned in 1983 and today, after twenty years of work, converted into a botanical garden of high ecological value, home to one of the most important collections in the world and among the best botanical gardens specialised in palm trees.

The Assembly was presided over by Mr Juan Espadas, Mayor of Seville and President of the Network, accompanied by two representatives from the Santa Cruz de Tenerife City Council, Ms Zaida González, First Deputy Mayor, and Carlos Correa, Councillor for Accessibility, as well as Mr Carlos Daniel Casares, Secretary General of the FEMP.

After forming the Assembly, approving the minutes of the previous Assembly and presenting the 2017 activity report, attendees were informed of the implementation status of the 2018 work plan.

During 2018, the Project for Calculation and Registration of Municipal Carbon Footprints was created, which had a training session for Local Governments interested in calculating their footprint.

The Climate Change School Campaign was enriched with the design of new teaching materials for schools, with the incorporation of information on the Stars Project and an educational

video on the origin and consequences of climate change.

Information was also provided on the status of the Pilot Projects approved in the 2017 Logroño Assembly, which would be worked on in the Workshops planned for the following day.

The Assembly ended with the participation of many attendees who shared their opinions and proposals for action for 2019.



*Assistants to the XII Assembly of the Network and to the Workshops for the implementation of the Pilot Projects, November 8<sup>th</sup> and 9<sup>th</sup>. Santa Cruz de Tenerife.*



# VII PREMIO Buenas Prácticas Locales por el Clima 2018

## 2 7<sup>TH</sup> EDITION OF THE GOOD LOCAL PRACTICES FOR THE CLIMATE AWARD

In 2018 the Spanish Network of Cities for the Climate convened the 7th edition of the Good Local Practices for the Climate Award, aimed at City Councils, Provincial Delegations, Town Halls and Insular Councils belonging to the Spanish Network of Cities for the Climate, with the objective of compiling and disseminating the actions carried out by Spanish Local Entities in the field of climate change mitigation and adaptation after 2012.

The Award was conceived with the objective of collecting the results of the initiatives carried out by members of the Network for the prevention of climate change, allowing the establishment of evaluation criteria which help to promote measures for action against its effects and disseminate innovative experiences carried out by Local Entities.

In this edition, the Local Entities of the Network were able to present the actions carried out in their Local Entity encompassed in the following categories:

- Mobility
- Circular Economy
- Energy Efficiency, Urban Development and Construction
- Citizen awareness
- Adaptation to climate change
- Development of citizen participatio

The categories of Adaptation to climate change and Development of citizen participation were incorporated for the first time into the Good Practices for the Climate Award.





The Local Governments participating in the 7th Good Local Practices for the Climate Award by category were:

- Mobility: Bigastro, Mijas, Riba-roja de Túría, Santander, Valencia and Valle de Mena.
- Circular Economy: Bigastro, Madrid, Riba-roja de Túría and Council of Cádiz.
- Energy Efficiency, Urban Development and Construction: Bigastro, Granollers, Madrid, Real Sitio de San Ildefonso, Riba-roja de Túría, Tomelloso, Viladecans, Xirivella and Yunquera.
- Citizen awareness: Granollers, León and Riba-roja de Túría.
- Adaptation to climate change: Granollers, León, Mairena del Alcor, Council of Badajoz and Commonwealth of Sustainable Municipalities of Cantabria.
- Development of citizen participation: Albacete, Bigastro, Oviedo and Puente Genil.



*Laureates in the 7<sup>th</sup> edition of the Good Local Practices for the Climate Award.*





The Local Governments awarded at the 7th edition were the following:

	GALARDONADOS		
	CATEGORY	LOCAL GOVERNMENT	GOOD PRACTICE
	<b>MOBILITY</b>	SANTANDER CITY COUNCIL	Vertical transport plan in the city of Santander
	<b>CIRCULAR ECONOMY</b>	BIGASTRO CITY COUNCIL (ALICANTE)	Sustainable Christmas
	<b>ENERGY EFFICIENCY, URBAN DEVELOPMENT AND CONSTRUCTION</b>	REAL SITIO DE SAN ILDEFONSO CITY COUNCIL (SEGOVIA)	Energy efficiency improvement plan of Real Sitio de San Ildefonso
	<b>CITIZEN AWARENESS</b>	GRANOLLERS CITY COUNCIL (BARCELONA)	If you recycle, you (re) generate; do you know everything you can generate with your organic waste?
	<b>ADAPTATION TO CLIMATE CHANGE</b>	DONOSTIA-SAN SEBASTIÁN CITY COUNCIL	Donostia adapts
	<b>DEVELOPMENT OF CITIZEN PARTICIPATION</b>	OVIEDO CITY COUNCIL	Participative transformation process of a motorway into a boulevard

The President of the Network and Mayor of Seville, Juan Espadas, and the President of the Environmental Commission of the FEMP and Mayor of Cervo, Alfonso Villares, issued the trophies and certifications to the winners as part of the Special Activity organised by the FEMP at CONAMA 2018 on the 28th of November, on the Circular Economy and Climate Change.





	FINALISTAS		
	CATEGORY	LOCAL GOVERNMENT	GOOD PRACTICE
	<b>MOBILITY</b>	COUNCIL OF JAÉN	Development of sustainable mobility for students
	<b>CIRCULAR ECONOMY</b>	COUNCIL OF CÁDIZ	Greens project. Support for sustainable public procurement
	<b>ENERGY EFFICIENCY, URBAN DEVELOPMENT AND CONSTRUCTION</b>	YUNQUERA CITY COUNCIL (MÁLAGA)	Heating network for heating municipal facilities of Yunquera
	<b>CITIZEN AWARENESS</b>	RIBA-ROJA DE TÚRIA CITY COUNCIL (VALENCIA)	Ecoriba Integra
	<b>ADAPTATION TO CLIMATE CHANGE</b>	GRANOLLERS CITY COUNCIL (BARCELONA)	Reuse of water for municipal uses in Granollers
	<b>DEVELOPMENT OF CITIZEN PARTICIPATION</b>	PUENTE GENIL CITY COUNCIL (CÓRDOBA)	The children's forest



# 3 WORK GROUPS

## 3.1 AGREEMENTS AND ACTIONS

Through the Work Groups, the meeting of the Government Council held on the 20th of February 2018 in Gavà established the way of addressing and defining the scope, planned budget and time necessary for the pilot projects approved at the 11th Assembly, held on the 3rd of November 2017 in Logroño.



### **Mitigation Policies Work Group:**



### **Circular Economy Work Subgroup:**

- Implementation of a project of individual composting and separate collection of biowaste
- Support for green public procurement in Local Entities



### **Mobility Work Subgroup:**

- Collection, analysis and dissemination of the best practices in the field of mobility at a municipal level
- Creation of work mobility plans and implementation of electric mobility



### **Renovation and Energy Efficiency Work Subgroup:**

- Creation of an energy renovation platform, at the proposal of the Financing Work Group
- Development of heating and cooling networks in municipal buildings
- Support for municipal management to improve the efficiency of the lighting system through replacement with LED and intelligent control





### Climate Change Adaptation Work Group:

- Report on the best practices in the field of adaptation to climate change at a municipal level
- Expansion of content on combatting Climate Change at school
- Coordination of Workshops for Calculation and Registration of Carbon Footprint for SMEs

Of the 10 pilot projects approved by the Assembly of the Network, there were two types of project:

- a) Dissemination, awareness and information projects.
- b) Pilot projects to be undertaken in Local Entities of the Network.

With regard to the first type of project, work began on projects which did not require an assigned budget, such as "Work mobility plans and implementation of electric mobility". For their implementation and development of the project, a circular was sent to all members of the Network asking for their actions carried out in the field of work mobility and electric mobility.

Additionally, to initiate the development of the "Support for green public procurement of Local Entities" and "Implementation of individual composting and separate collection of biowaste", members of the Network were asked to send approved procurement documents including sustainability criteria for contracting services and/or acquisition of goods, as well as experiences of projects carried out for composting and separate collection of organic matter.

With regard to the second type of pilot projects, the Work Groups of the Network

defined the projects for their subsequent implementation in the Local Entities of the Network.

## 3.2 . PILOT PROJECTS

The development of pilot projects during 2018 was as follows:

### COMPOSTING AND ORGANIC MATTER

Coordination of this work involved the experience of the Council of O Grove, which has coordinated the actions of the Circular Economy Subgroup and also has experience of individual composting and community composting in its municipality.

The Circular Economy Subgroup tried to identify success stories which were replicable for the implementation of individual composting and separate collection of biowaste.

After gathering the experiences and contributions of the attendees, the incorporation of the community composting in the pilot project was proposed, as it usually complements the individual composting experiences in areas with different types of homes.

All members of this Subgroup agreed on undertaking monitoring to maintain the separation of organic matter, as well as the need to transpose European directives to allow the establishment of monitoring systems and sanctions in the case of non-compliance.

In view of the experiences described, the development of three types of projects was proposed:

- a. Implementation of individual composting of organic matter.
- b. Implementation of community composting of organic matter.
- c. Separate collection of organic matter.

Recommendations for action were established for the implementation for each of the types of project, in all cases requiring the population's awareness and information.

At all Workshops for the implementation of the pilot projects, held on the 9th of November, the recommendations for action were presented for the implementation of the individual composting, community composting and organic waste bin projects.

### SUPPORT FOR GREEN PUBLIC PROCUREMENT IN LOCAL ENTITIES

The objective of this project was to create a consolidated document template from the documents received, which would serve as a standard document, or if this were not possible, to select models which could serve as good practice, to disseminate among the city councils.

The Circular Economy Subgroup, responsible for developing this project, agreed to create a catalogue of tools and recommendations with the objective of:

1. Providing members of the Network with instructions on how to include green criteria, created by the Council of Cádiz: it recommended incorporating, in the subject of the tender for the item required, that it be "sustainable" or "green", to avoid offers due to limiting participation.
2. Selecting criteria for the documentation of technical clauses and awarding. Three general categories are established for the organisation of the documents:
  - a. Supply
  - b. Works
  - c. Services
3. Providing members of the Network with links where information and experiences of great use can be obtained, such as:
  - a. MITECO: Ecological contracting plan
  - b. IDAE: For public lighting and energy service companies.
  - c. IHOBE: Contracting documents organised by topic.
4. Adapting the Spanish Network of Cities for the Climate website for the incorporation of all these documents in the Network Work Groups section.

### COLLECTION, ANALYSIS AND DISSEMINATION OF THE BEST PRACTICES IN THE FIELD OF MOBILITY AT A MUNICIPAL LEVEL

This project sought to introduce members of the Network to good municipal practices in the field of mobility, disseminating them through the Network website.



### CREATION OF WORK MOBILITY PLANS AND IMPLEMENTATION OF ELECTRIC MOBILITY

For the development of this project, the work carried out by the Network and the Transport and Infrastructure Commission of the FEMP were coordinated in the fields of work mobility and electric mobility.

### ENERGY RENOVATION PLATFORM

The creation of a Platform was proposed, including both the renovation of buildings for the improvement of energy efficiency and the development of heat and cold networks in municipal buildings.

Through the Addendum on actions for 2018-2019 to the collaboration Agreement between the FEMP and the Fundación la Casa que Ahorra foundation for the improvement of energy efficiency, an operating proposal for the Platform was created, with the objective of allowing the renovation of degraded

areas or neighbourhoods, simplifying management and allowing collaboration between public and private entities.

### SUPPORT FOR MUNICIPAL MANAGEMENT FOR THE IMPROVEMENT OF THE EFFICIENCY OF THE LIGHTING SYSTEM THROUGH REPLACEMENT WITH LED AND INTELLIGENT CONTROL

Throughout the year, the Network collaborated with the IDAE to continue supporting the Local Entities that wished to improve the efficiency of the lighting system.

### REPORT ON BEST PRACTICES IN THE FIELD OF ADAPTATION TO CLIMATE CHANGE AT A MUNICIPAL LEVEL

To allow better knowledge of the policies developed in the field of adaptation to Climate Change at a municipal level, a new category of the Good Practices for the Climate Award was created.

### EXPANSION OF CONTENT ON COMBATTING CLIMATE CHANGE AT SCHOOL

By agreement with the OECC, the climate change school campaign was enriched with information on the Stars Project and an educational video on the origin and consequences of climate change.

### WORKSHOPS FOR CALCULATION AND REGISTRATION OF CARBON FOOTPRINT

These workshops continued to be developed through the project for Calculation and Registration of Municipal Footprints carried out annually by the Network.



## 4 INFORMATION AND AWARENESS CAMPAIGNS

This section complies the most notable actions carried out for the purpose of informing and raising awareness of climate change: workshops, the expansion of the educational campaign on climate change, incorporating school mobility and the creation of informative and educational documentation.

### **WORKSHOPS FOR THE IMPLEMENTATION OF PILOT PROJECTS. 9TH OF NOVEMBER. SANTA CRUZ DE TENERIFE.**

At these Workshops, the agreements and work carried out by the members of the Work Groups were presented:

- **Development of Pilot Project.** The Coordinator of the Mitigation Group, Esperanza Caro, of Seville City Council, briefly reported on the work carried out by the Circular Economy and Mobility Work Subgroups for developing projects for the support of green public procurement in Local Entities, Implementation of composting and separate collection and compiling of good practices in work mobility and implementation of electric mobility.
- **Green public procurement.** The coordinator of this project, Pablo Quero, of the Council of Cádiz, presented the tools available and the recommendations for action agreed

by the work group. Municipal experiences were also presented, such as that of Miajadas City Council for the incorporation of green procurement criteria for children's equipment in parks in the context of the new Contract Law of the Public Sector.

- **Implementation of composting and separate collection.** The coordinator of the Circular Economy Subgroup, Francisco Meis, of O Grove City Council, presented project models for the implementation of individual composting, community composting, and separate collection of organic matter.

The experiences of the Services of the Pamplona Region and the Rivas-Vaciamadrid City Council were presented.

- **Sustainable mobility.** The coordinator of the mobility subgroup, Jorge Romea, of Rivas-Vaciamadrid City Council, reported on the work carried out to compile information from members of the Network on work mobility plans and implementation of electric mobility. For the catalogue of good mobility practices, it was noted to incorporate actions presented in this year's edition of the Good Local Practices for the Climate Award.

In the presentation of experiences, the actions being carried out in the municipality by the Santa Cruz de Tenerife City Council in sustainable movement and smartcities were presented.

Additionally, representatives of the DGT presented the objectives of the Stars Project for sustainable school mobility and their work methodology, and presented the implementation of the

Stars Project in the municipality of San Cristóbal de la Laguna.

## SCHOOL PROGRAMMES ON MOBILITY AND CLIMATE CHANGE

Since 2015, the Network has carried out the School Educational Campaign on Climate Change, with the objective of providing municipalities tools for raising the awareness of their population, specifically that of Primary Education students, explaining to them in a simple and visual way what they and their families can do so as not to contribute to climate change.

Due to the demand of Local Entities belonging to the Network, in 2016 and 2017, the Campaign expanded its content, both of physical and digital materials.

In 2018, new games aimed at the first years of primary education were incorporated into the Campaign, such as sustainable dominoes, and for the final years, the game "What is happening to the Climate and the Planet?", among others.

To support the teachers who use the resources of this Campaign, a short guide



was created in which, after a simple theoretical introduction on climate change, explained how to use each of the materials available and the recommended course for their use. Additionally, some activities were offered for carrying out with students.

### DOCUMENTATION FOR INFORMATION AND AWARENESS

#### CREATION OF A VIDEO ON CLIMATE CHANGE, ITS EFFECTS AND ACTIONS FOR MITIGATION

An educational video aimed at children, "Klimatea and climate change", was created, focused on explaining what climate change is, its effects and actions for mitigation, using simple language, in which the narrator is a robot sent from the future. The video is available on the Network website [www.redciudadesclima.es](http://www.redciudadesclima.es) in Spanish and English.

#### PUBLICATION COMPILING THE ACTIONS OF THE NETWORK

This is a publication which reviews the activities undertaken by the Spanish Network of Cities for the Climate.

Since the establishment of the Network, the Local Governments which belong



to it have been supported so that they can achieve their objectives for reducing emissions and adapt to the effects of Climate Change.



To do so, projects and technical documents have been created on the implementation of measures for energy, mobility, construction and urban planning, as well as reference manuals and their monitoring. Workshops, conferences, courses and seminars have been organised to facilitate City Councils in access to all progress being made in the understanding of the causes and effects of climate change, as well as the advances made on mitigation and adaptation actions. The actions of Local Governments have been disseminated and promoted, with participation in conferences and awards for the best local actions for the climate.

Due to all of this, the Network has established itself as the main actor on climate change policies with other networks and agents working in this field at a national and European level.

# HUELLAS DE CARBONO MUNICIPALES



## 5 PROJECT FOR CALCULATION AND REGISTRATION OF MUNICIPAL CARBON FOOTPRINTS

The Spanish Network of Cities for the Climate promotes the calculation and registration of Carbon Footprints in its Local Entities with the objective of contributing to the reduction of greenhouse gas emissions. Therefore, since 2014, it has supported Local Entities of the Network in the calculation of the carbon footprint of the installations and facilities that belong to them. Firstly, the results are compiled in Reports which are prepared annually; secondly, municipal technicians are trained so that in following years they are able to calculate and register the footprint of their corporation autonomously.

Specifically, for the preparation of the 2018 project, participation was requested of members of the Network that were interested in registration in the Carbon Footprint, Offset and Carbon Dioxide Absorption Register of the Ministry for Ecological Transition (MITECO).

A report was created evaluating the situation of 9 Local Entities participating in the calculation of their carbon footprint and the design of CO<sub>2</sub> emission reduction plans. For this purpose, they had a work tool provided by MITECO that greatly facilitated the calculation of the footprint and the presentation of the results.

The year selected for the calculation of the carbon footprint was 2017, and in some cases,



2016, depending on the data provided by each Local Government. The project also allowed the recognition of the Ministry, through the registration of the footprints calculated.

### FOOTPRINT CALCULATION TRAINING MODULE

On the 5th of November the OECC carried out an online presentation on the carbon footprint, offset and carbon dioxide absorption register, in which technicians from the Network participated.

On the 21st of November in Madrid, a Carbon Footprint training module was held, lasting one morning. The training began with a presentation by the OECC on the carbon footprint and absorption project register. Then, the Director of the Energy Agency of Valladolid explained her experience in the calculation and registration of the footprint of her city for several years. The course ended with the entry of data from a case study in a tool designed by the OECC for the calculation of the footprint.







# 6 PARTICIPATION IN EVENTS, WORKDAYS AND COLLABORATIONS

During 2018, President of the Network and Mayor of Seville, Juan Espadas, as well as other members of the Network participated in Workdays and events of interest for combatting climate change.

- Circular Economy Workday, 21st of February, Gavà (Barcelona)



- Covenant of Mayors Workday, 22nd of February, Brussels





- Additionally, the Secretary General of the FEMP, Carlos Daniel Casares, collected the Climate Reality Award, granted by the AI Gore Foundation to the Spanish Network of Cities for the Climate, in the Local Administration category, at the event held on the 7th of November in Madrid. celebrado el 7 de noviembre en Madrid.

- Club of Rome Forum, 15th of March, Madrid.
- Participation in Earth Hour, 24th of March.
- Presentation of the Adaptation Strategy of Murcia City Council, 26th of October.
- Circular Economy and Climate Change, CONAMA, 28th of November, Madrid.



Finally, during 2018, at the proposal of the OECC, the Technical Cooperation Programme in Costa Rica was participated in, "COOTEC-Costa Rica: Strengthening Costa Rican institutions through the generation of knowledge and skills, spaces for coordination and exchange of experiences". In this context, three technical representatives of the Network, from the Council of Cádiz, Gavà City Council and Málaga City Council went to Costa Rica to present their experiences



at a workshop held on the 24th and 25th of September, on the development of instruments for the implementation of decarbonisation policies. Additionally, during the first week of October, a delegation of representatives from Costa Rica was received at the FEMP and in several Spanish cities (Madrid, Málaga, Seville and Gavà), where they could discover first hand some of the actions implemented in different fields for the reduction of greenhouse gas emissions.

# 2018



## 7 CITIES FOR THE CLIMATE LIBRARY

For the most extensive possible dissemination of the actions presented at the 7th Good Local Practices for the Climate Award, after finding the winners, they were compiled on an interactive CD for distribution among the members of the Network. Additionally, the content of the CD has been incorporated on the website of the Spanish Network of Cities for the Climate.



## 8 WEBSITE

The Spanish Network of Cities for the Climate has its own website, whose main objective is to present the activities organised by the Network and its members, report on the most important actions and news about climate change, and facilitate the incorporation of new Local Governments into the Network.

The website is regularly updated with reports and documents prepared by the Network and is prepared for the incorporation of information from members of the Network.



# 9 MEMBERS OF THE SPANISH NETWORK OF CITIES FOR THE CLIMATE

The Spanish Network of Cities for Climate is formed by 315 Local Governments representing 29.197.417 inhabitants, more than 60% of Spanish population.

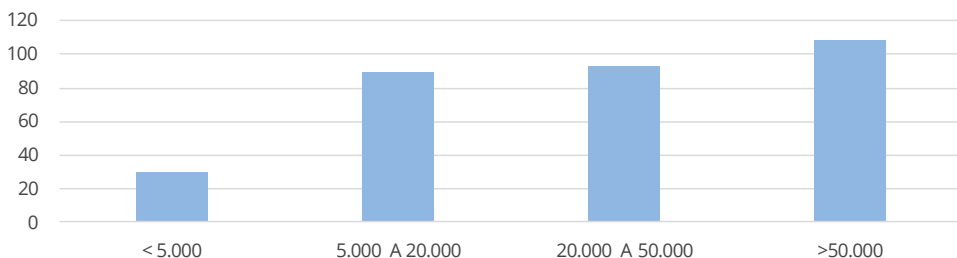
Amongst the 312 members, 298 are City and Town Councils, 13 are Provincial Governments and Insular Councils, and one is an Association of Municipalities.

In addition, the Network has two Autonomous Community Networks that hold observer status:

- The Navarre Network of Local Governments for Sustainability.
- The Basque Network of Local Governments for Sustainability.

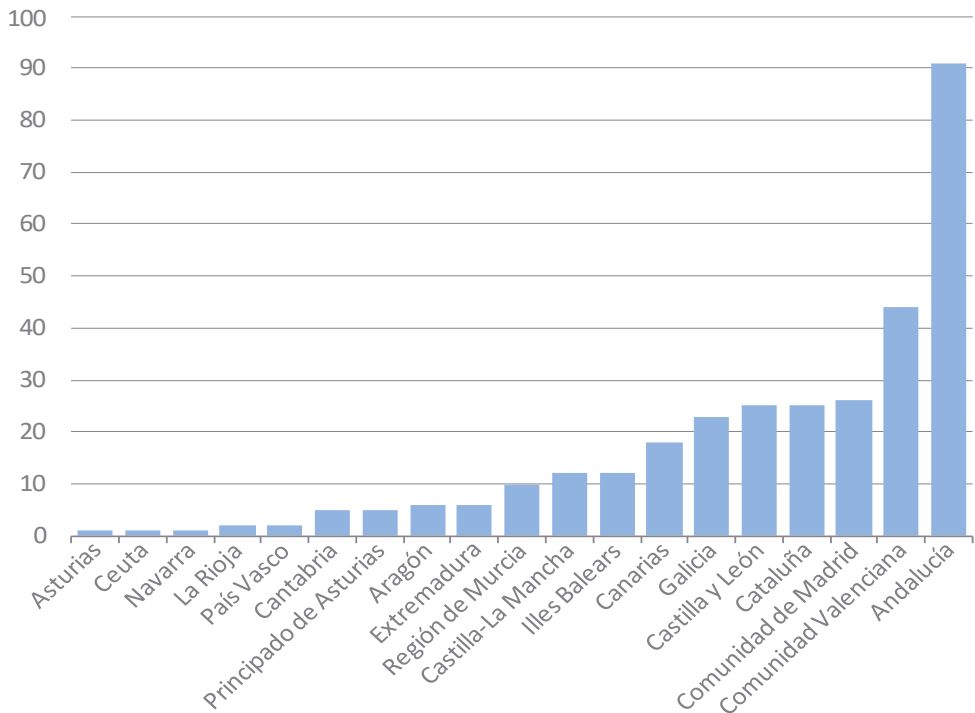
## Local Governments by population segment

< 5.000	30
5.000 A 20.000	86
20.000 A 50.000	92
>50.000	107
<b>Grand total</b>	<b>315</b>



## Local Governments by Autonomous Community

Andalucía	91
Aragón	6
Asturias	1
Canarias	18
Cantabria	5
Castilla y León	25
Castilla-La Mancha	12
Cataluña	25
Ceuta	1
Comunidad de Madrid	26
Comunidad Valenciana	44
Extremadura	6
Galicia	23
Illes Balears	12
La Rioja	2
Navarra	1
País Vasco	2
Principado de Asturias	5
Región de Murcia	10
<b>Grand total</b>	<b>315</b>



## NETWORK MEMBERS

Nº	EELL	Province	CCAA	Population INE <sup>(1)</sup>
1	D´Alaquàs City Council	VALENCIA	Comunidad Valenciana	29.341
2	Adamuz City Council	CÓRDOBA	Andalucía	4.185
3	Adeje City Council	SANTA CRUZ DE TENERIFE	Canarias	47.280
4	Alar del Rey City Council	PALENCIA	Castilla y León	928
5	Albacete City Council	ALBACETE	Castilla-La Mancha	173.050
6	Alboraya City Council	VALENCIA	Comunidad Valenciana	24.222
7	Alcalá de Guadaíra City Council	SEVILLA	Andalucía	75.256
8	Alcalá de Henares City Council	MADRID	Comunidad de Madrid	193.751
9	Alcalá La Real City Council	JAÉN	Andalucía	21.708
10	Alcantarilla City Council	MURCIA	Región de Murcia	41.622
11	Alcaracejos City Council	CÓRDOBA	Andalucía	1.473
12	Alcázar de San Juan City Council	CIUDAD REAL	Castilla-La Mancha	30.686
13	Alcorcón City Council	MADRID	Comunidad de Madrid	169.502
14	Alcúdia (L´) City Council	VALENCIA	Comunidad Valenciana	11.938
15	Alfàs del Pi (L´) City Council	ALICANTE	Comunidad Valenciana	20.053
16	Algeciras City Council	CÁDIZ	Andalucía	121.414
17	Algemesi City Council	VALENCIA	Comunidad Valenciana	27.285
18	Algete City Council	MADRID	Comunidad de Madrid	20.473
19	Algueña City Council	ALICANTE	Comunidad Valenciana	1.341
20	Alhaurín de la Torre City Council	MÁLAGA	Andalucía	39.911
21	Alicante City Council	ALICANTE	Comunidad Valenciana	331.577
22	Almoines City Council	VALENCIA	Comunidad Valenciana	2.379
23	Almonte City Council	HUELVA	Andalucía	24.013
24	Álora City Council	MÁLAGA	Andalucía	12.951
25	Andújar City Council	JAÉN	Andalucía	37.113
26	Antequera City Council	MÁLAGA	Andalucía	41.154
27	Arahal City Council	SEVILLA	Andalucía	19.565
28	Aranda de Duero City Council	BURGOS	Castilla y León	32.523
29	Aranjuez City Council	MADRID	Comunidad de Madrid	59.037
30	Archena City Council	MURCIA	Región de Murcia	19.053
31	Arenas de San Pedro City Council	ÁVILA	Castilla y León	6.454
32	Arnedo City Council	LA RIOJA	La Rioja	14.815
33	Arona City Council	SANTA CRUZ DE TENERIFE	Canarias	79.448
34	Arrecife City Council	LAS PALMAS	Canarias	61.351
35	Ávila City Council	ÁVILA	Castilla y León	57.657
36	Ayamonte City Council	HUELVA	Andalucía	20.883
37	Badalona City Council	BARCELONA	Cataluña	217.741
38	Baeza City Council	JAÉN	Andalucía	15.902
39	Bailén City Council	JAÉN	Andalucía	17.820
40	Barcelona City Council	BARCELONA	Cataluña	1.620.343
41	Barrios (Los) City Council	CÁDIZ	Andalucía	23.513
42	Barro City Council	PONTEVEDRA	Galicia	3.716
43	Barxeta City Council	VALENCIA	Comunidad Valenciana	1.604
44	Béjar City Council	SALAMANCA	Castilla y León	12.961
45	Benalmádena City Council	MÁLAGA	Andalucía	67.746
46	Benicasim City Council	CASTELLÓN	Comunidad Valenciana	18.055
47	Berja City Council City Council	ALMERÍA	Andalucía	12.381
48	Besalú City Council City Council	GIRONA	Cataluña	2.467
49	Bigastro City Council	ALICANTE	Comunidad Valenciana	6.702
50	Bonrepòs i Mirambell City Council	VALENCIA	Comunidad Valenciana	3.645
51	Bujalance City Council	CÓRDOBA	Andalucía	7.537
52	Burela City Council	LUGO	Galicia	9.566
53	Burgos City Council	BURGOS	Castilla y León	175.921
54	Cabana de Bergantiños City Council	A CORUÑA	Galicia	4.337
55	Cabra City Council	CÓRDOBA	Andalucía	20.417



Nº	EELL	Province	CCAA	Population INE <sup>(1)</sup>
56	Cádiz City Council	CÁDIZ	Andalucía	116.979
57	Calatayud City Council	ZARAGOZA	Aragón	20.035
58	Callosa de Segura City Council	ALICANTE	Comunidad Valenciana	18.864
59	Calviá City Council	ILLES BALEARS	Illes Balears	49.333
60	Camariñas City Council	A CORUÑA	Galicia	5.322
61	Camas City Council	SEVILLA	Andalucía	27.463
62	Cambados City Council	PONTEVEDRA	Galicia	13.814
63	Campello (el) City Council	ALICANTE	Comunidad Valenciana	27.893
64	Candelaria City Council	SANTA CRUZ DE TENERIFE	Canarias	27.641
65	Candeleda City Council	ÁVILA	Castilla y León	4.998
66	Carballeda de Avia City Council	OURENSE	Galicia	1.317
67	Carballiño (O) City Council	OURENSE	Galicia	13.939
68	Carlota (La) City Council	CÓRDOBA	Andalucía	14.067
69	Castellón de la Plana City Council	CASTELLÓN	Comunidad Valenciana	170.888
70	Castilleja de la Cuesta City Council	SEVILLA	Andalucía	17.350
71	Castro-Urdiales City Council	CANTABRIA	Cantabria	31.977
72	Castuera City Council	BADAJOS	Extremadura	5.921
73	Cazorla City Council	JAÉN	Andalucía	7.574
74	Chiclana de la Frontera City Council	CÁDIZ	Andalucía	83.831
75	Chipiona City Council	CÁDIZ	Andalucía	19.068
76	Cieza City Council	MURCIA	Región de Murcia	34.889
77	Ciudadella de Menorca City Council	ILLES BALEARS	Illes Balears	29.223
78	Coca City Council	SEGOVIA	Castilla y León	1.774
79	Coín City Council	MÁLAGA	Andalucía	21.716
80	Collado Villalba City Council	MADRID	Comunidad de Madrid	63.074
81	Conil de la Frontera City Council	CÁDIZ	Andalucía	22.427
82	Córdoba City Council	CÓRDOBA	Andalucía	325.708
83	Coria del Río City Council	SEVILLA	Andalucía	30.657
84	Corrales de Buelna (Los) City Council	CANTABRIA	Cantabria	10.910
85	Coruña (A) City Council	A CORUÑA	Galicia	244.850
86	Covelo (O) City Council	PONTEVEDRA	Galicia	2.417
87	Cuenca City Council	CUENCA	Castilla-La Mancha	54.898
88	Cunit City Council	TARRAGONA	Cataluña	12.326
89	Daimiel City Council	CIUDAD REAL	Castilla-La Mancha	18.051
90	Dénia City Council	ALICANTE	Comunidad Valenciana	41.733
91	Donostia-San Sebastián City Council	GUIPÚZCOA	País Vasco	186.665
92	Dos Hermanas City Council	SEVILLA	Andalucía	133.168
93	Dúrcal City Council	GRANADA	Andalucía	6.975
94	Écija City Council	SEVILLA	Andalucía	39.882
95	Eivissa City Council	ILLES BALEARS	Illes Balears	49.727
96	Elche City Council	ALICANTE	Comunidad Valenciana	230.625
97	Elda City Council	ALICANTE	Comunidad Valenciana	52.404
98	Eliana (L´) City Council	VALENCIA	Comunidad Valenciana	18.050
99	Espinar (El) City Council	SEGOVIA	Castilla y León	9.061
100	Fene City Council	A CORUÑA	Galicia	13.013
101	Fernán-Núñez City Council	CÓRDOBA	Andalucía	9.668
102	Fuenlabrada City Council	MADRID	Comunidad de Madrid	193.586
103	Gandia City Council	VALENCIA	Comunidad Valenciana	73.829
104	Gavà City Council	BARCELONA	Cataluña	46.705
105	Getafe City Council	MADRID	Comunidad de Madrid	180.747
106	Gibraleón City Council	HUELVA	Andalucía	12.548
107	Gijón City Council	ASTURIAS	Principado de Asturias	271.843
108	Gines City Council	SEVILLA	Andalucía	13.471
109	Girona City Council	GRANADA	Cataluña	100.266
110	Granada City Council	GRANADA	Andalucía	232.208

## NETWORK MEMBERS

Nº	EELL	Province	CCAA	Population INE <sup>(1)</sup>
111	Granollers City Council	BARCELONA	Cataluña	60.981
112	Grove (O) City Council	PONTEVEDRA	Galicia	10.700
113	Guadalajara City Council	GUADALAJARA	Castilla-La Mancha	84.910
114	Guadarrama City Council	MADRID	Comunidad de Madrid	15.785
115	Guadix City Council	GRANADA	Andalucía	18.718
116	Guía de Isora City Council	SANTA CRUZ DE TENERIFE	Canarias	20.991
117	Hospitalet de Llobregat (L´) City Council	BARCELONA	Cataluña	261.068
118	Huelma City Council	JAÉN	Andalucía	5.845
119	Huelva City Council	HUELVA	Andalucía	144.258
120	Huércal de Almería City Council	ALMERÍA	Andalucía	17.418
121	Huércal-Overa City Council	ALMERÍA	Andalucía	18.816
122	Huesca City Council	HUESCA	Aragón	52.463
123	Huétor Vega City Council	GRANADA	Andalucía	11.966
124	Ibi City Council	ALICANTE	Comunidad Valenciana	23.403
125	Icod de Los Vinos City Council	SANTA CRUZ DE TENERIFE	Canarias	22.749
126	Inca City Council	ILLES BALEARS	Illes Balears	32.137
127	Jaén City Council	JAÉN	Andalucía	113.457
128	Jerez de la Frontera City Council	CÁDIZ	Andalucía	212.879
129	Jumilla City Council	MURCIA	Región de Murcia	25.547
130	Llaviana City Council	ASTURIAS	Principado de Asturias	13.087
131	Leganés City Council	MADRID	Comunidad de Madrid	188.425
132	León City Council	LEÓN	Castilla y León	124.772
133	Lepe City Council	HUELVA	Andalucía	27.047
134	Línea de la Concepción (La) City Council	CÁDIZ	Andalucía	62.940
135	Llanera City Council	ASTURIAS	Asturias	13.676
136	Llerena City Council	BADAJOS	Extremadura	5.758
137	Lobios City Council	OURENSE	Galicia	1.732
138	Logroño City Council	LA RIOJA	La Rioja	151.113
139	Loja City Council	GRANADA	Andalucía	20.371
140	Lorca City Council	MURCIA	Región de Murcia	93.079
141	Lugo City Council	LUGO	Galicia	98.025
142	Madrid City Council	MADRID	Comunidad de Madrid	3.223.334
143	Maella City Council	ZARAGOZA	Aragón	2.007
144	Mairena del Alcor City Council	SEVILLA	Andalucía	23.473
145	Majadahonda City Council	MADRID	Comunidad de Madrid	71.785
146	Málaga City Council	MÁLAGA	Andalucía	571.026
147	Manzanares El Real City Council	MADRID	Comunidad de Madrid	8.597
148	Maó City Council	ILLES BALEARS	Illes Balears	28.592
149	Maracena City Council	GRANADA	Andalucía	22.047
150	Marbella City Council	MÁLAGA	Andalucía	141.463
151	Marín City Council	PONTEVEDRA	Galicia	24.362
152	Marratxí City Council	ILLES BALEARS	Illes Balears	36.725
153	Mataró City Council	BARCELONA	Cataluña	126.988
154	Miadas City Council	CÁCERES	Extremadura	9.685
155	Mijas City Council	MÁLAGA	Andalucía	80.630
156	Miranda de Ebro City Council	BURGOS	Castilla y León	35.477
157	Moclínejo City Council	MÁLAGA	Andalucía	1.230
158	Moguer City Council	HUELVA	Andalucía	21.699
159	Mojonera (La) City Council	ALMERÍA	Andalucía	9.003
160	Molina de Segura City Council	MURCIA	Región de Murcia	70.964
161	Montcada i Reixac City Council	BARCELONA	Cataluña	35.599
162	Montilla City Council	CÓRDOBA	Andalucía	35.599
163	Montoro City Council	CÓRDOBA	Andalucía	9.436
164	Monzón City Council	HUESCA	Aragón	17.061
165	Moraña City Council	PONTEVEDRA	Galicia	4.200



Nº	EELL	Province	CCAA	Population INE <sup>(1)</sup>
166	Morón de la Frontera City Council	SEVILLA	Andalucía	27.844
167	Motril City Council	GRANADA	Andalucía	60.592
168	Moya City Council	LAS PALMAS	Canarias	7.728
169	Murcia City Council	MURCIA	Región de Murcia	447.182
170	Nerja City Council	MÁLAGA	Andalucía	21.061
171	Novelda City Council	ALICANTE	Comunidad Valenciana	25.725
172	Olivares City Council	SEVILLA	Andalucía	9.390
173	Olot City Council	GIRONA	Cataluña	34.486
174	Olvera City Council	CÁDIZ	Andalucía	8.124
175	Osuna City Council	SEVILLA	Andalucía	17.622
176	Ourense City Council	OURENSE	Galicia	105.505
177	Oviedo City Council	ASTURIAS	Principado de Asturias	220.020
178	Paderne City Council	A CORUÑA	Galicia	2.419
179	Paiporta City Council	VALENCIA	Comunidad Valenciana	25.309
180	Pajares de Adaja City Council	ÁVILA	Castilla y León	154
181	Palau-Solità i Plegamans City Council	BARCELONA	Cataluña	14.636
182	Palencia City Council	PALENCIA	Castilla y León	78.629
183	Palma de Mallorca City Council	ILLES BALEARS	Illes Balears	409.661
184	Palma del Río City Council	CÓRDOBA	Andalucía	21.159
185	Palmas de Gran Canaria (Las) City Council	LAS PALMAS	Canarias	378.517
186	Pamplona City Council	NAVARRA	Navarra	199.066
187	Paracuellos de Jarama City Council	MADRID	Comunidad de Madrid	24.521
188	Paradas City Council	SEVILLA	Andalucía	6.924
189	Parla City Council	MADRID	Comunidad de Madrid	128.256
190	Paterna City Council	VALENCIA	Comunidad Valenciana	69.156
191	Petrer City Council	ALICANTE	Comunidad Valenciana	34.479
192	Piloña City Council	ASTURIAS	Principado de Asturias	7.101
193	Pineda de Mar City Council	BARCELONA	Cataluña	26.659
194	Pinoso City Council	ALICANTE	Comunidad Valenciana	7.845
195	Pinto City Council	MADRID	Comunidad de Madrid	51.541
196	Plasencia City Council	CÁCERES	Extremadura	40.141
197	Poio City Council	PONTEVEDRA	Galicia	17.018
198	Ponferrada City Council	LEÓN	Castilla y León	65.239
199	Pozuelo de Alarcón City Council	MADRID	Comunidad de Madrid	86.172
200	Prat de Llobregat (El) City Council	BARCELONA	Cataluña	64.132
201	Priego de Córdoba City Council	CÓRDOBA	Andalucía	22.585
202	Puebla del Río (La) City Council	SEVILLA	Andalucía	11.879
203	Puente Genil City Council	CÓRDOBA	Andalucía	30.241
204	Puerto del Rosario City Council	LAS PALMAS	Canarias	39.382
205	Puerto Lumbreras City Council	MURCIA	Región de Murcia	14.981
206	Puertollano City Council	CIUDAD REAL	Castilla-La Mancha	47.881
207	Puigpunyent City Council	ILLES BALEARS	Illes Balears	1.967
208	Pulianas City Council	GRANADA	Andalucía	5.348
209	Punta Umbría City Council	HUELVA	Andalucía	15.134
210	Rafelguaraf City Council	VALENCIA	Comunidad Valenciana	2.370
211	Realejos (Los) City Council	SANTA CRUZ DE TENERIFE	Canarias	36.405
212	Reinosa City Council	CANTABRIA	Cantabria	9.095
213	Riba-roja de Túria City Council	VALENCIA	Comunidad Valenciana	21.992
214	Rinconada (La) City Council	SEVILLA	Andalucía	38.406
215	Riudecanyes City Council	TARRAGONA	Cataluña	1.131
216	Rivas Vaciamadrid City Council	MADRID	Comunidad de Madrid	85.893
217	Roquetas de Mar City Council	ALMERÍA	Andalucía	94.925
218	Rota City Council	CÁDIZ	Andalucía	28.848
219	Rozas de Madrid (Las) City Council	MADRID	Comunidad de Madrid	95.550
220	Sabadell City Council	BARCELONA	Cataluña	211.734

## NETWORK MEMBERS

Nº	EELL	Province	CCAA	Population INE <sup>(1)</sup>
221	Sagunto City Council	VALENCIA	Comunidad Valenciana	65.669
222	Salobreña City Council	GRANADA	Andalucía	12.396
223	San Andrés del Rabanedo City Council	LEÓN	Castilla y León	30.820
224	San Antonio de Benagéber City Council	VALENCIA	Comunidad Valenciana	8.846
225	San Bartolomé de la Torre City Council	HUELVA	Andalucía	3.679
226	San Cristóbal de la Laguna City Council	SANTA CRUZ DE TENERIFE	Canarias	155.549
227	San Fernando de Henares City Council	MADRID	Comunidad de Madrid	39.466
228	San Ildefonso-La Granja City Council	SEGOVIA	Castilla y León	5.267
229	San Juan de Aznalfarache City Council	SEVILLA	Andalucía	21.195
230	San Martín del Rey Aurelio City Council	ASTURIAS	Principado de Asturias	16.283
231	San Sebastián de los Reyes City Council	MADRID	Comunidad de Madrid	87.724
232	Sant Adrià de Besós City Council	BARCELONA	Cataluña	36.669
233	Sant Antoni de Portmany City Council	ILLES BALEARS	Illes Balears	25.779
234	Sant Boi de Llobregat City Council	BARCELONA	Cataluña	82.904
235	Sant Joan d' Alacant City Council	ALICANTE	Comunidad Valenciana	23.518
236	Sant Vicent del Raspeig City Council	ALICANTE	Comunidad Valenciana	57.785
237	Santa Brígida City Council	LAS PALMAS	Canarias	18.314
238	Santa Coloma de Gramenet City Council	BARCELONA	Cataluña	118.821
239	Santa Cruz de Tenerife City Council	SANTA CRUZ DE TENERIFE	Canarias	204.856
240	Santa Marta de Tormes City Council	SALAMANCA	Castilla y León	14.732
241	Santa Pola City Council	ALICANTE	Comunidad Valenciana	31.745
242	Santander City Council	SANTANDER	Cantabria	172.044
243	Santanyí City Council	ILLES BALEARS	Illes Balears	12.112
244	Santisteban del Puerto City Council	JAÉN	Andalucía	4.520
245	Sarriá City Council	LUGO	Galicia	13.345
246	Segorbe City Council	CASTELLÓN	Comunidad Valenciana	8.878
247	Segovia City Council	SEGOVIA	Castilla y León	51.683
248	Sevilla City Council	SEVILLA	Andalucía	688.711
249	Silla City Council	VALENCIA	Comunidad Valenciana	18.467
250	Soria City Council	SORIA	Castilla y León	39.112
251	Soto del Real City Council	MADRID	Comunidad de Madrid	8.694
252	Tacoronte City Council	SANTA CRUZ DE TENERIFE	Canarias	23.961
253	Taliga City Council	BADAJOS	Extremadura	681
254	Tarragona City Council	TARRAGONA	Cataluña	132.299
255	Tegueste City Council	SANTA CRUZ DE TENERIFE	Canarias	11.203
256	Tejeda City Council	LAS PALMAS	Canarias	1.921
257	Toledo City Council	TOLEDO	Castilla-La Mancha	84.282
258	Tomelloso City Council	CIUDAD REAL	Castilla-La Mancha	36.091
259	Torrejón de la Calzada City Council	MADRID	Comunidad de Madrid	8.582
260	Torrelorones City Council	MADRID	Comunidad de Madrid	23.361
261	Torremolinos City Council	MÁLAGA	Andalucía	68.262
262	Torrent City Council	VALENCIA	Comunidad Valenciana	81.245
263	Torrevieja City Council	ALICANTE	Comunidad Valenciana	82.599
264	Totana City Council	MURCIA	Región de Murcia	31.639
265	Tudela de Duero City Council	VALLADOLID	Castilla y León	8.547
266	Utebo City Council	ZARAGOZA	Aragón	18.602
267	Utrera City Council	SEVILLA	Andalucía	52.617
268	Valdepeñas City Council	CIUDAD REAL	Castilla-La Mancha	30.210
269	Valencia City Council	VALENCIA	Comunidad Valenciana	791.413
270	Vall d'Uixó (La) City Council	CASTELLÓN	Comunidad Valenciana	31.552
271	Valladolid City Council	VALLADOLID	Castilla y León	298.866
272	Valle de Mena City Council	BURGOS	Castilla y León	3.739
273	Vedra City Council	A CORUÑA	Galicia	5.046
274	Vélez-Málaga City Council	MÁLAGA	Andalucía	80.817
275	Vera City Council	ALMERÍA	Andalucía	15.837

Nº	EELL	Province	CCAA	Population INE <sup>(1)</sup>
276	Vic City Council	BARCELONA	Cataluña	45.040
277	Vícar City Council	ALMERÍA	Andalucía	25.405
278	Vigo City Council	PONTEVEDRA	Galicia	293.642
279	Vilaboa City Council	PONTEVEDRA	Galicia	5.954
280	Viladecans City Council	BARCELONA	Cataluña	66.168
281	Vilafranca del Penedès City Council	BARCELONA	Cataluña	40.055
282	Vilanova i la Geltrú City Council	BARCELONA	Cataluña	66.274
283	Villa de Agüimes (La) City Council	LAS PALMAS	Canarias	31.152
284	Villa de Don Fadrique (La) City Council	TOLEDO	Castilla-La Mancha	3.723
285	Villalbilla City Council	MADRID	Comunidad de Madrid	13.421
286	Villamayor City Council	SALAMANCA	Castilla y León	7.207
287	Villanueva de la Cañada City Council	MADRID	Comunidad de Madrid	21.000
288	Villanueva del Arzobispo City Council	JAÉN	Andalucía	8.301
289	Villaquilambre City Council	LEÓN	Castilla y León	18.676
290	Villares (Los) City Council	JAÉN	Andalucía	5.980
291	Villarreal/Vila Real City Council	CASTELLÓN	Comunidad Valenciana	50.577
292	Villarrobledo City Council	ALBACETE	Castilla-La Mancha	25.241
293	Villaviciosa de Odón City Council	MADRID	Comunidad de Madrid	27.596
294	Villena City Council	ALICANTE	Comunidad Valenciana	33.983
295	Vitoria-Gasteiz City Council	ÁLAVA	País Vasco	249.176
296	Viveiro City Council	LUGO	Galicia	15.510
297	Xátiva City Council	VALENCIA	Comunidad Valenciana	29.045
298	Xirivella City Council	VALENCIA	Comunidad Valenciana	29.108
299	Yecla City Council	MURCIA	Región de Murcia	34.234
300	Yunquera City Council	MALÁGA	Andalucía	2.880
301	Zaragoza City Council	ZARAGOZA	Aragón	666.880
302	La Gomera Insular Council	SANTA CRUZ DE TENERIFE	Canarias	21.136
303	Autonomous City of Ceuta	CEUTA	Ceuta	85.144
304	Ibiza Insular Council	ILLES BALEARS	Illes Balears	144.659
305	Menorca Insular Council	ILLES BALEARS	Illes Balears	91.920
306	Government of Badajoz	BADAJOS	Extremadura	676.376
307	Government of Barcelona. Xarxa de Ciutats i Pobles Cap a la Sostenibilitat	BARCELONA	Cataluña	5.609.350
308	Government of Cádiz	CÁDIZ	Andalucía	1.238.714
309	Government of Castellón	CASTELLÓN	Comunidad Valenciana	576.898
310	Government of Guadalajara	GUADALAJARA	Castilla-La Mancha	254.308
311	Government of Huelva	HUELVA	Andalucía	519.932
312	Government of Jaén	JAÉN	Andalucía	638.099
313	Government of Málaga	MÁLAGA	Andalucía	1.641.121
314	Government of Palencia	PALENCIA	Castilla y León	162.035
315	Cantabria Association of Sustainable Municipalities	CANTABRIA	Cantabria	70.924

TOTAL INHABITANTS <sup>(1)</sup>	29.197.417
----------------------------------	------------

#### OBSERVERS

The Navarre Network of Local Governments for Sustainability	Navarra
The Basque Network of Local Governments for Sustainability. Udalsarea 21	País Vasco

(1) Figure calculated on the basis of the 2018 municipal census made by the Spanish Statistical Office, without counting the population of the municipalities which corresponding Provincial Government or Island Council is also a member of the Spanish Network of Cities for Climate.



## RED ESPAÑOLA DE CIUDADES POR EL CLIMA

FEDERACIÓN ESPAÑOLA DE  
MUNICIPIOS Y PROVINCIAS

C/ Nuncio, 8 - 28005 Madrid  
Telf: +34 913643700

[red.clima@femp.es](mailto:red.clima@femp.es)  
[www.redciudadesclima.es](http://www.redciudadesclima.es)

DEPÓSITO LEGAL: M-17457-2019

